

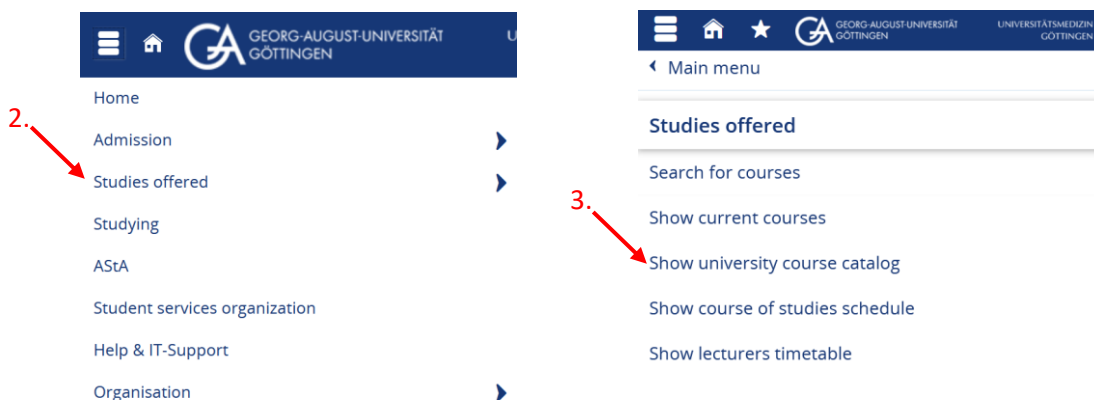
# Overview of the course catalog and event search

## 1. Course catalog:

### a. Course catalog – Navigation

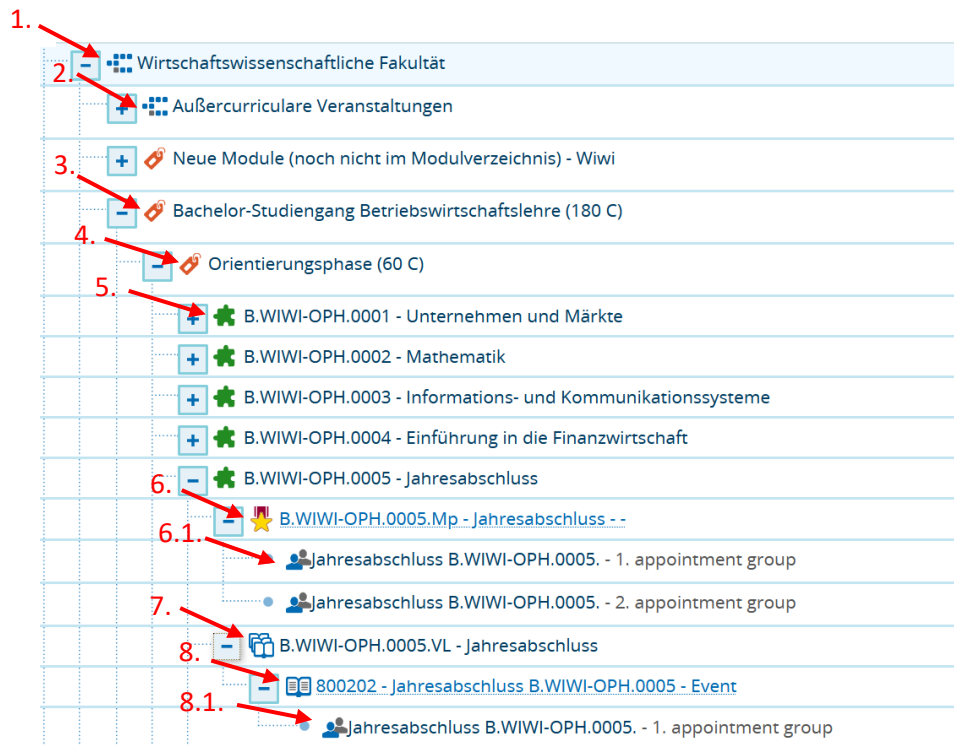
One of the most important changes to the HisInOne EXA system is the presentation and new user interface of the course catalog. The navigation to the course catalog is as follows:

Burgers-Menu (1) -> Studies offered (2) -> Show university course catalog (3)



### b. Course catalog – Structure

- 1 Heading - Bracket of blue cubes - Example of a faculty
- 2 Heading - Bracket of blue cubes - Example of a department of the faculty or field of study
- 3 Module catalog - Orange ledger tag - From here the module catalog begins
- 4 Sub module catalog - Orange ledger tag - Different parts of the entire module catalog
- 5 Module – Green puzzle piece
- 6 Module examination - Golden medal with red ribbon - Examination element
  - 6.1 Appointment group - Several persons - Term group of a module examination - Shows the concrete examination offer in the term
- 7 Several opened books - Course group - Summarize all events of the module
- 8 Event – Open book - Leads to the specific course in the corresponding term
  - 8.1 Appointment group - Several persons - Term group of an event - Shows the concrete offer in the corresponding term

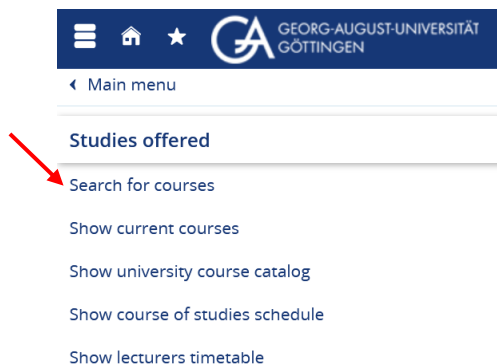


## 2. Search for courses

### a. Search for courses – Navigation

The navigation to the tab "Search for courses" is similar to the navigation to the course catalog.

Burgers-Menu -> Studies offered -> Search for courses



### b. Search for courses – Structure

- Search words: Possible search parameters are e.g. number, title, instructors and event type, multiple search possible. A complete specification of input parameters is not necessary.
- Term: Selection of the relevant term.

You are here: [Home](#) > [Studies offered](#) > [Search for courses](#)

Search Reset Show all possible search criteria Help for search Save search

**Basic data**

Search words  ⓘ

Term

**Instructors, locations and dates**

Date of course  ⓘ

Weekday =

+

### c. Search for courses - Advanced search

- Under "Show all possible search criteria" the results can be limited and specified by means of further input parameters. As an example, the term-dependent title, the term and the instructors were determined as search parameters.

The search resulted in:

Found Courses Show filter Edit table

	Number	Title of course	Kind of course	Responsible lecturer	Performing lecturer	Organizational unit	Actions
	500846	Grundlagen der Praktischen Informatik (nur Prüfung)	Klausur	Dr. Henrik Brosenne	Dr. Henrik Brosenne	Institut für Informatik	
	503092	Informatik-Propädeutikum	Besondere Veranstaltung	Dr. Henrik Brosenne		Institut für Informatik	
	990028	Informatik I	Event	apl.Prof.Dr. Carsten Damm, Arne Bochem, Dr. Henrik Brosenne, Stefan Siemer	apl.Prof.Dr. Carsten Damm, Dr. Henrik Brosenne	Institut für Informatik	
	990036	Informatik I - Übung	Exercise	Dr. Henrik Brosenne		Institut für Informatik	
	990432	Informatik I+II - Rechnerübung	Exercise	Dr. Henrik Brosenne		Institut für Informatik	
	503278	Technische Informatik	Event/Exercise	Dr. Henrik Brosenne		Institut für Informatik	
	503277	Technische Informatik - Übung	Exercise	Dr. Henrik Brosenne		Institut für Informatik	

Search result: 7 records | Row count (Max:300) 10

### 3. Schedule/Calendar

As before, you can find the schedule/calendar directly in Stud.IP or in the eCampus menu under "More" -> "Calendar".